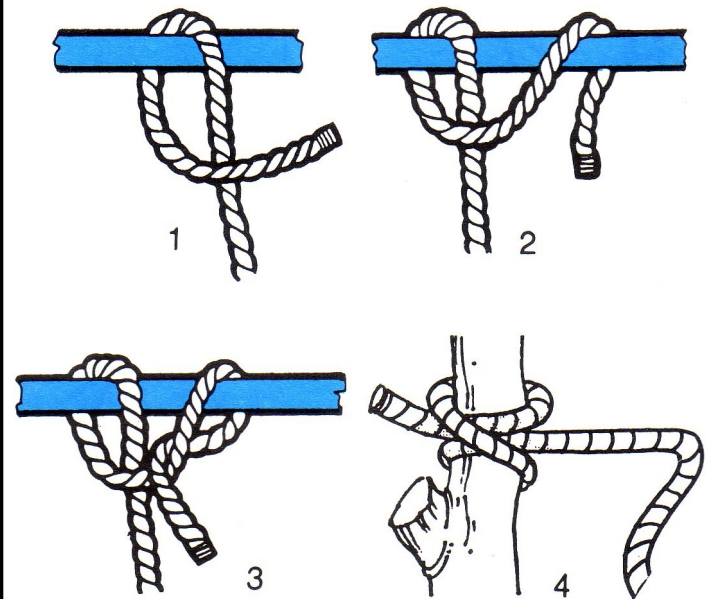




Reef Knot




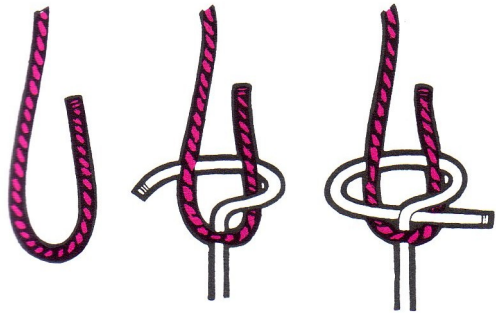
Clove Hitch

A clove hitch is used to connect a small line to a larger rope or spar at right angles or for a two way guy during erection of poles and to fasten a rope to a spar while under strain. Also starts a square lashing.


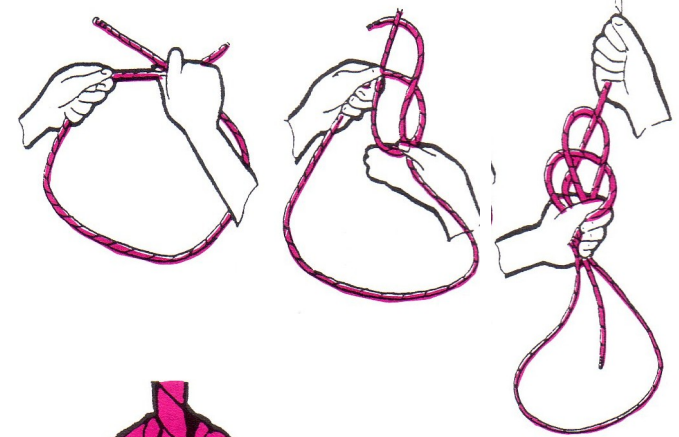
The clove hitch can also be made by forming two loops and slipping over the spar.

With one end in each hand take left over right, and turn, then right over left and turn.

Used to join two lengths of medium size dry rope of equal size. The reef knot is ideal for tying parcels, holding rolled brailings of a tent and for bandages because the knot is flat when tied.



Sheetbend



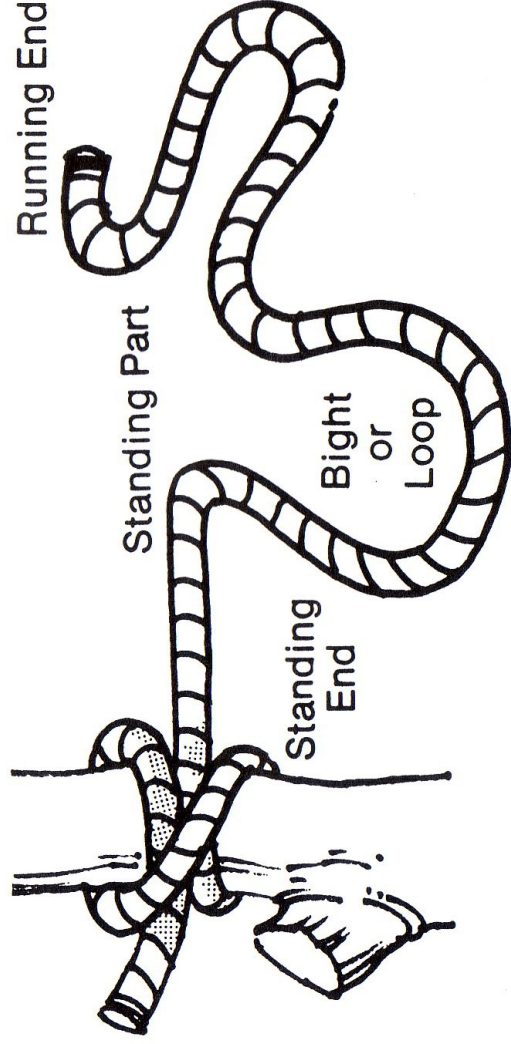
Bowline

The rabbit comes out of the hole around the tree and then back down his hole.

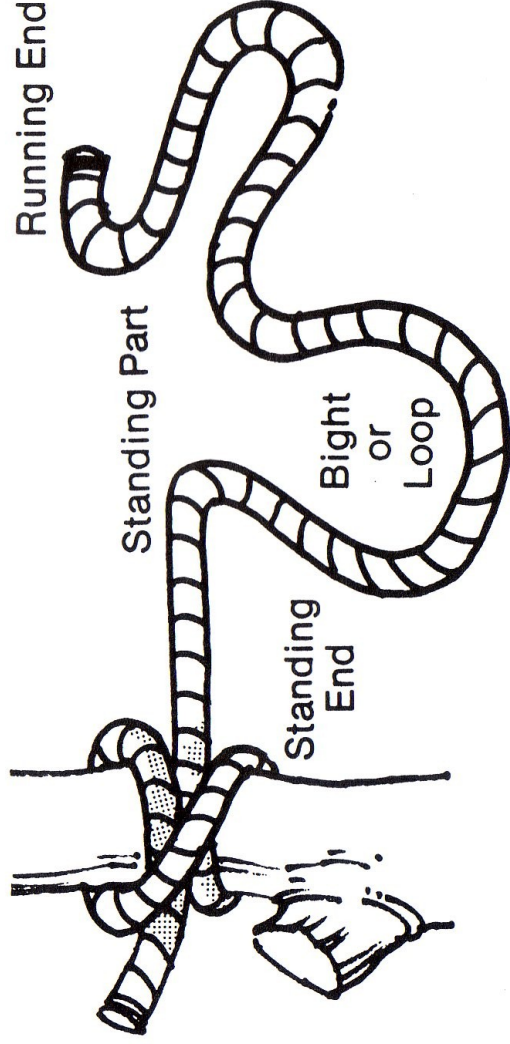
The bowline is used to provide a loop in the end of a rope for a sling etc. Its main advantages are that it will not slip and can be easily loosened.

The sheet bend is used in place of a reef knot where greater safety from slipping is required or the ropes differ in size. The knot is not easily undone.

It is often used to attach a rope to an eye splice or to the eye of a pulley rope.



Parts of a Rope



Parts of a Rope

Parts of a Rope

The end of a rope in use is the RUNNING END.

The other end not in use, or made fast to something, is the STANDING END.

The part in between the RUNNING END and STANDING END is the STANDING PART.

In the STANDING PART can be formed a BIGHT or LOOP.

Parts of a Rope

The end of a rope in use is the RUNNING END.

The other end not in use, or made fast to something, is the STANDING END.

The part in between the RUNNING END and STANDING END is the STANDING PART.

In the STANDING PART can be formed a BIGHT or LOOP.